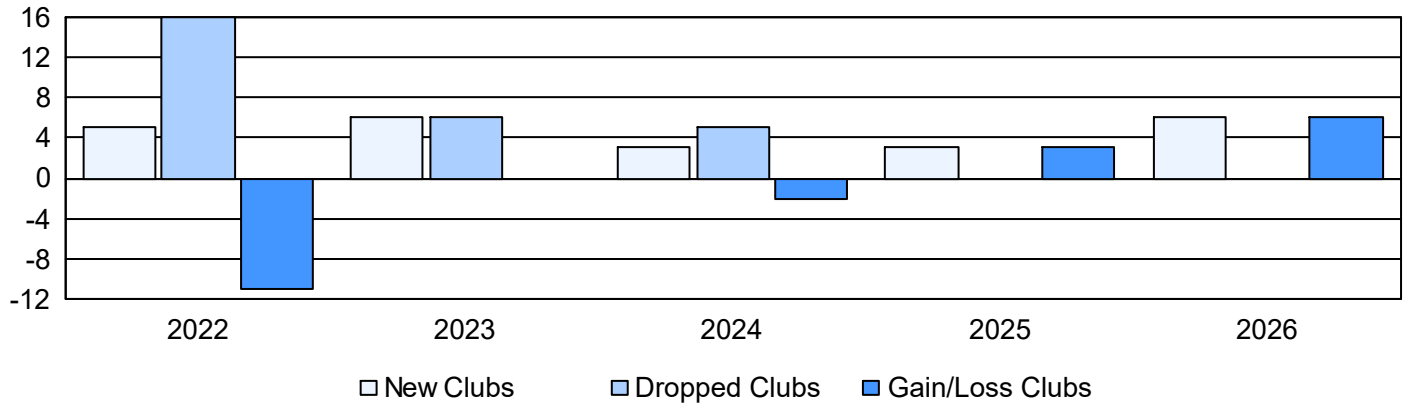


# Multiple District S

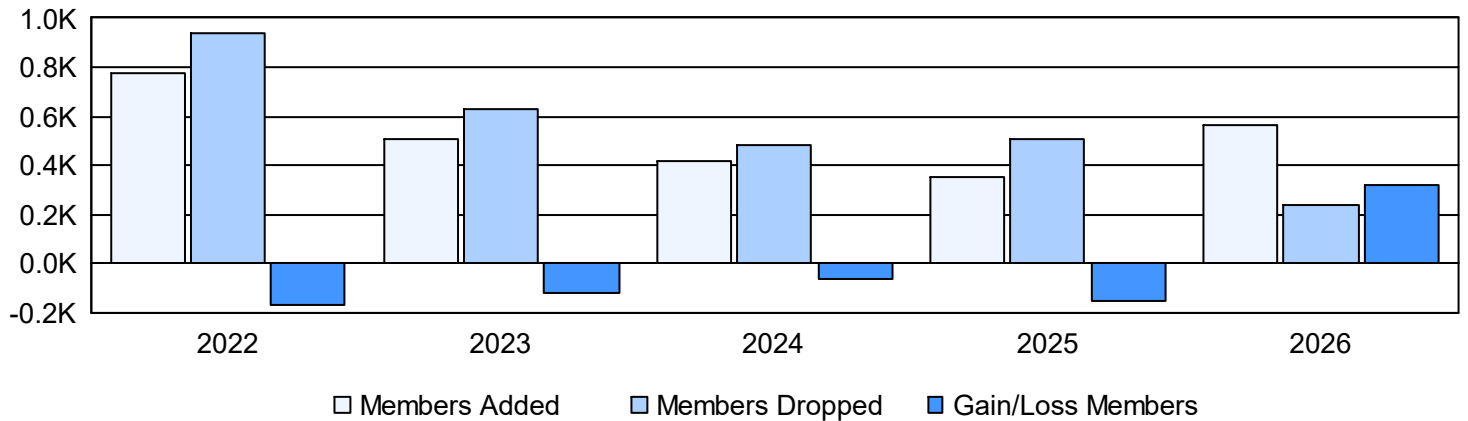
As of May 2026 Cumulative

Year	New Clubs	Dropped Clubs	Gain/ Loss Clubs	New Members	Charter Members	Reinstate Members	Transfer Members	Total Member Added	Total Members Dropped	Gain/ Loss Members
2021-2022	5	16	-11	468	183	112	14	777	942	-165
2022-2023	6	6	0	285	186	32	8	511	630	-119
2023-2024	3	5	-2	330	70	13	8	421	485	-64
2024-2025	3	0	3	230	70	42	12	354	506	-152
2025-2026	6	0	6	384	162	12	6	564	242	322
<b>Average</b>	<b>5</b>	<b>5</b>	<b>-1</b>	<b>339</b>	<b>134</b>	<b>42</b>	<b>10</b>	<b>525</b>	<b>561</b>	<b>-36</b>

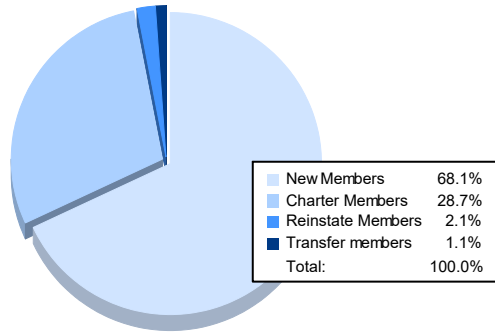
## Clubs



## Members



### Membership Composition May 2026 Cumulative



### Gender Composition May 2026 Cumulative

